



OWNER'S MANUAL

SERVICE & REPAIR INFORMATION

Your local archery retailer should be your first resource for service and repair. The retail establishment where you purchased your bow has knowledgeable staff that can provide you with service and advice.

DISCLAIMER

Failure to follow the recommendations and instructions of Brennan Industries, Inc., and any privately labeled Genesis® brand or any accessory manufacturer could result in serious personal injury to you or others, death, or damage to property, the equipment, or accessories. By your use of the Genesis® bow, you acknowledge that Brennan Industries, Inc., and any privately labeled Genesis® brand shall not be liable for any injury or damage to person or property, equipment or accessories, by the user or others, resulting from or in any way related to the failure to follow such instructions and recommendations.

LIMITATION OF LIABILITY

Brennan Industries, Inc. shall not be liable for any special or consequential damages that result from the performance and use of the products, even if Brennan Industries, Inc. has been advised of the possibility of such damages, applicable law may not allow the limitations of exclusion of liability or incidental or consequential damages, so the above limitation or exclusion may not apply to you.

ONE YEAR, NON-TRANSFERABLE WARRANTY

Every Genesis® bow is warranted against defects in materials and workmanship for one year from the date of purchase to the original owner. Included in this warranty are all bow parts, except: bowstring, power cable, cable slide, arrow rest, cam/idler bushings and cosmetic appearance (chips, dings, and scratches) caused by normal use and wear. The bow will be repaired or replaced at solely our discretion. Bows returned to Brennan Industries, Inc. without a pre-issued return authorization number will be refused. All return shipments to Brennan Industries, Inc. must be pre-paid. We recommend a return method that offers you a tracking number. We are not responsible for return shipments that do not arrive at our facility. NON-WARRANTY returns and repairs will be subject to nominal parts, labor and return standard ground shipment fees. For express return shipment other than standard ground, the customer will be responsible for the difference and must request this in writing or upon issuing of the return authorization number. Any and all warranties, written or implied, are void with any alterations to the original design.

FITS VIRTUALLY EVERYONE

All three Genesis Bow models combine a "zero let-off" with a light draw weight, creating bows that cover all standard draw lengths and fit virtually everyone!

SPECIFICATIONS

MINI

Draw weight
6 - 12 lbs

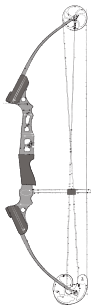
Draw length
14" to 25"

Axle-to-axle
length
29 1/2"

Brace height
6 1/8"

String Length
79 1/4"

Cable Length
31"



ORIGINAL

Draw weight
10 - 20 lbs

Draw length
15" to 30"

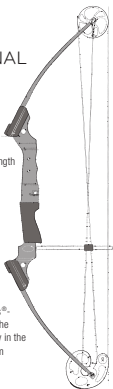
Axle-to-Axle Length
35 1/2"

Brace Height
7 5/8"

String Length
94 1/4"

Cable Length
37 1/4"

Original Genesis® -
Official Bow of the
National Archery in the
Schools Program



PRO

Draw Weight
15 - 25 lbs

Draw Length
15" to 30"

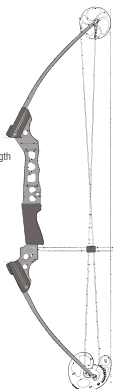
Axle-to-Axle Length
35 1/2"

Brace Height
7 5/8"

Draw Stop
18 1/2" - 30"

String Length
94 1/4"

Cable Length
37 1/4"



NOCKING POINT

The Original Genesis® and Mini Genesis® are factory equipped with a temporary nocking point. Your Genesis Pro® does not come from the factory with an arrow rest; therefore, it has no temporary nocking point. You or your local archery shop must properly install a string nock locator on your Pro to ensure proper arrow position on the string for dependable accuracy.

ADJUSTING DRAW WEIGHT (All 3 models)

The limb bolts attach the limbs to the riser and are also used to adjust the draw weight of your bow. Using a 3/16" Allen Wrench, turn the limb bolts in a counter-clockwise direction to decrease the draw weight. One full turn equals approximately 1.4 lbs. Always turn the limb bolts the same number of turns, top and bottom, when adjusting draw weight. Never back out limb bolt more than 7 full turns.

ADJUSTING DRAW LENGTH (Genesis® Pro ONLY)

The Genesis Pro® has an adjustable draw stop that provides the archer with a "solid wall," making shooting with a mechanical release aid easier. Use an Allen Wrench to turn the Draw Stop counter-clockwise until it is completely removed. Place the Draw Stop in the desired position and tighten until securely in place. Use the larger diameter draw stop to adjust in 1/2" (approx.) increments and the smaller diameter draw stop to adjust in 1" (approx.) increments. The Genesis Pro® does NOT include a rest. Consult your local retailer for assistance choosing a rest that best suits your needs.

SAFETY FIRST. BULLS-EYES SECOND

Before using this equipment, please abide by all of the following safety guidelines and warnings. Consult your qualified retailer with questions. To ensure your personal safety and the safety of those around you, it is necessary that you **READ, UNDERSTAND** and **FOLLOW** all warnings and safety precautions prior to using or working on your bow or any archery equipment used with the bow.

WARNING: This bow is intended strictly for recreational use only. The warnings that follow are specifically directed to the use of the bow.

WARNING: Brennan Industries, Inc. shall not be liable for injuries suffered or caused by misuse, unsafe or improper arrow and bow combinations or for injuries sustained when using an altered or modified bow or by un-conventional use.

WARNING: Never work on, or attempt to shoot your Genesis® bow while on medication that may impair your judgment, physical abilities, or reflexes. Never work on, or attempt to shoot your Genesis® bow while under the influence or while consuming drugs or alcohol. Doing so can result in damage to the bow, inflict serious injury or even death to yourself or others.

EQUIPMENT WARNINGS

NOTICE: While the warnings contained herein relate specifically to the bow and arrow, the majority of bows produced are used in bow hunting situations where other types of equipment and accessories are used. If you are a bow hunter or archer, it is highly recommended that you become knowledgeable of the recommendations and warnings that are associated with all equipment that you use for bow hunting and archery.

MAINTENANCE & REPAIR

WARNING: Your Genesis® Bow is a precision instrument that requires specific tools and expertise. Accordingly, Brennan Industries, Inc. recommends that all maintenance and repair of your Genesis® Bow be performed by an authorized retailer. Failure to comply with this warning may cause damage to your bow and may inflict serious injury or even death and may void your warranty. Brennan Industries, Inc. shall not be held liable if this warning is ignored.

WARNING: NEVER EXPOSE YOUR BOW TO EXTREME HEAT OR PROLONGED MOISTURE. Excessive heat such as that experienced on a sunny day inside a closed vehicle could cause component failure. Prolonged storage in a hot, dry attic or damp basement could also be damaging. Keep your bow clean and dry and store the bow properly when it's not in use. Damage caused by extreme exposure to heat or the elements will not be covered under warranty and could result in serious injury to yourself and those around you.

PRIOR TO SHOOTING YOUR BOW

Before use, always inspect the following for damage: bow string and cable, arrows, nocks, fletching, arrow rest, bow sight, and all other accessories. Any damaged bow parts or accessories should be reported to your authorized retailer for inspection or replacement.

WARNING: ALWAYS INSPECT YOUR BOW BEFORE EACH USE. Always be sure that you take the following actions before each use of your bow:

- Carefully inspect the condition of the bowstring and cable.
- Carefully inspect the condition of the string serving, nocking point or string loop.
- Carefully inspect that the limbs, cam, idler wheel and riser are in proper condition and orientation.
- Always keep your bow string and cable waxed.

WARNING: ALWAYS make **SURE** target area and path to the target are clear before shooting.

WARNING: PERIODICALLY INSPECT STRING AND CABLE. Damaged string or cable will adversely affect bow performance and can result in damage to bow components. **ALWAYS** use caution when handling sharp objects or arrows around the bow's string and cable. Damaged, cut or frayed string or cable can result in instantaneous separation and may inflict serious injury to yourself and those around you. **A STRING OR CABLE THAT IS DAMAGED IN ANY WAY SHOULD BE REPLACED IMMEDIATELY.**

WARNINGS

Read all **WARNINGS**, as well as the entire instruction manual, before attempting to use this bow! This bow is **NOT** a toy. Adult supervision is strongly recommended.

Use of safety glasses while handling or operating this bow is strongly recommended. Be sure to secure all loose clothing to avoid becoming tangled in the cam mechanism.

Buyer and user have the duty to obey all safety rules and laws covering the ownership and use of these archery products. Handle your archery equipment with care and caution, your bow fires a projectile that can seriously injure or even kill.

WARNING: NEVER DRY-FIRE YOUR BOW. Dry-firing is when the bow string is drawn and released without an arrow nocked to the string. If you dry-fire your bow it may severely reduce the life expectancy of the bow and may cause immediate damage to the bow and may inflict serious injury to yourself and those around you.

WARNING: NEVER point a drawn bow at anything other than an archery target – people are NOT targets.

WARNING: NEVER shoot straight up or in any other direction that may endanger people or other objects.

WARNING: NEVER point or aim a drawn bow at another person.

WARNING: NEVER draw the bow beyond its maximum draw length.

WARNING: NEVER run to the target immediately after your shot.

WARNING: NEVER expose any bow to extreme heat or prolonged damp conditions, or damage to the bow may result.

LETTING DOWN

If you draw your bow with an arrow nocked (on the string), and you change your mind about releasing that arrow, slowly and carefully allow your string hand to return the string to its original (undrawn) position. This is called "letting down." The Genesis® bow was designed to be just as easy to let down as it is to draw, so there are no surprises.

ARROWS

The arrows generally shot from the Genesis® bow are aluminum with the 1820 designation and are 30" long. These arrows are capable of being shot by virtually anyone with the Genesis® bow and they are very durable. For other arrows suitable for a particular Genesis® archer, check with your local archery retailer.

BOW MAINTENANCE

STORING YOUR BOW

Avoid storing your bow for extended periods of time in areas subject to extreme heat, such as the trunk of a vehicle or in a garage. Damage to your limbs, strings, and other parts of the bow caused by extreme heat, may not be covered under the manufacturer's limited warranty. If your bow is exposed to moisture, be sure it is completely dry before storing it. Do not use solvents, sprays or cleaners such as acetone or mineral spirits, on or around your bow, as they may adversely affect the finish. Rather, use a damp cloth to clean. Keep your bow stored in a bow case that is specifically designed for your bow, or hang your bow by the riser in a horizontal position.

BUSHINGS, BOW STRINGS AND CABLES

The bushings on the Genesis® bow are self-lubricating.

Always inspect your bow for frayed strings and cables. Replace damaged strings and cables immediately. The Zebra® Bowstring and Cable on your Genesis® Bow should be waxed with Zebra® High Performance String Wax or a silicone based wax. By replacing your bowstrings with Zebra® Bowstring & Cable you will continue to enjoy the maximum performance & efficiencies of your bow as it was designed.

PRACTICE MAKES PERFECT

As with any sport, to become really good at something, you must practice. The more often you practice, the better you will become. The better you become, the more fun you will have. And with practice, you will soon be hitting the center of the target with consistency, making your archery experience as rewarding as it is fun.



THANK YOU FOR CHOOSING A GENESIS® BOW

LEARNING TO SHOOT ACCURATELY

We suggest that you visit your local pro shop to help guide you through your first shooting experience. Consistently apply these 11 tips from NASP®, and you'll start shooting more accurately right away.

1. STANCE-

Open foot and shoulder width position.

2. NOCK ARROW-

Grab the arrow below the fletching, up and over a vertical bow.

3. DRAWING HAND SET-

Hook the bowstring in the archer's groove.

4. BOW HAND SET-

Center the bow's grip under the lifeline of the relaxed bow hand. Bow hand knuckles should form a 30-45 degree angle.

5. PRE-DRAW-

Hinge the bow arm and drawing arm to eye level. Rotate bow arm elbow down and away from the bow string.

6. DRAW-

With draw arm parallel to the ground, smoothly pull the string towards the face.

7. ANCHOR-

Index finger tip placed touching the corner of the mouth.

8. AIM -

Align the string and arrow point on the target.

9. SHOT SET-UP -

While the eye continues to aim, think about and maintain active bow arm and drawing muscles. Using your back muscles, begin a slight rearward movement of the drawing elbow.

10. RELEASE -

Relax the hooked fingers and the back of the drawing hand all at once.

11. FOLLOW THROUGH / REFLECT -

The drawing hand continues rearward, under the ear and painting the face, until the thumb touches or is near the shoulder. The drawing elbow should relax and hinge downward. The bow arm moves slightly forward, left and down for a right eye dominant archer (reverse for left eye dominant). Did the shot process feel and look right?

REGISTER YOUR NEW GENESIS® PURCHASE AT GENESISBOW.COM

Mini Genesis®: Protected by U.S. Patents 6,446,619, 6,620,463, 6,855,429, 8,408,193, D664231

Genesis® Pro: Protected by U.S. Patents 6,446,619, 6,620,463, 6,855,429, 8,408,193, D664231

Genesis®: Protected by U.S. Patents 6,446,619, 6,620,463, 6,855,429, 8,408,193, D664231

Additional patents may be pending in the U.S. and elsewhere.



BRENNAN INDUSTRIES INC.

2035 Riley Road, Sparta, Wisconsin 54656
(608) 269-0832 | Fax (608) 269-0172

Web: genesisbow.com

E-mail: customerservice@genesisbow.com